



7520 PRECISION AUTOMATED VOLTAGE DIVIDER

First Automated and Self-Calibrating Voltage Divider



FEATURES

- Automated Self-Alignment (i.e. Self-Calibration) Incorporated into the Divider (Patent Pending)!
- NO External Standards Required for Self-Alignment!
- Built-in Voltage Reference and Built-in Null Detector!
- Advanced Internal Temperature Control Chamber for Resistive Divider Networks!
- Sub-ppm Ratio Uncertainties!
- Provides for Wide Range of Ratios: 1:1, 1:10, 1:100, 1:1000 and Reverse!
- Fully Automated Operation with SCPI Command Set!
- Automates Calibration of Voltage References!
- Calibrates Precision Sources Including Calibrators!
- Calibrates Voltage Measurements including DMMs!
- Color Screen Touch Menu Operation!
- Ethernet / IEEE-488.2 and USB Ports!
- Replaces old Divider Technology such as the Fluke 752A and Measurements International (MI) 8000B/8001B!

GUILDLINE INSTRUMENTS 7520 PRECISION AUTOMATED VOLTAGE DIVIDER is the latest innovation in DC Voltage Dividers. The 7520 is a unique patent pending voltage divider containing a Zener based voltage source, resistive voltage divider network, and optical null detector; all operating inside a temperature stabilized chamber!

These 7520 components utilize an advanced design to provide the self-alignment process that is used to achieve long term sub-ppm ratio measurements. The 7520 is designed to replace the manual Fluke 752A models and old MI 8000B/8001B Dividers.

GUILDLINE'S NEW 7520 VOLTAGE DIVIDER PROVIDES THE LATEST IN NEW PATENT PENDING TECHNOLOGY AND INNOVATION – ACHIEVING INDUSTRY LEADING MEASUREMENTS WITH BUILT-IN SELF-ALIGNMENT (I.E. SELF-CALIBRATION)!

Eliminating the need to calibrate before use, the 7520 Divider provides very low uncertainties for an extended period of time by using the simple and innovative built-in self-alignment routine.

With the built-in voltage reference and unique optical null detector developed by Guildline, all voltage ratios are self-verifying. The new Guildline 7520 Voltage Divider includes a wider ratio range up to 1000:1, wider voltage ranges up to 1100 V, is fully automated with a color touch screen, and provides Ethernet/IEEE and USB interfaces. This fully automated instrument is priced in the range of a traditional voltage divider.

Guildline's 7520 Precision Voltage Divider, with extremely low thermal offsets and built-in temperature control, is ideal for voltage ratio measurements to sub-ppm accuracy and uncertainties. Input voltages in the range of 1 to 1100 volts can be divided by ratios of 1:1, 10:1, 100:1 and 1000:1 with respective uncertainties of 0.05, 0.1, 0.2 and 0.5 $\mu\text{V/V}$.

Model 7520 Precision Automated Voltage Divider

21st Century Innovation Available Today – and Only from Guildline Instruments!

In the past 5 years Guildline has been granted or applied for over 28 patents with respect to our latest Metrology Standards. In contrast competitors make minor changes and reintroduce the same 25-year old products or technology as “new”; or simply incorporate standards made by other manufacturers and rebrand them as “new” products. Guildline’s new products are truly unique, innovative, patent protected, and incorporate the latest in next generation technology.

The model 7520 design includes innovative self-alignment (i.e. self-calibration) techniques, new optical null detection, internal Zener voltage reference and automation never seen before in a precision Voltage Divider. In fact, the model 7520 is so good - multiple patents have been filed under “**Methods and Devices for High Stability Precision Voltage Divider**” (Patent Application Serial No. 2,958,470 Filed 21-Feb-2017, Patent Application Serial No. 15/458,241 Filed 14-Mar-2017 and Patent Application Serial No. 17 000 330.5 Filed 2-Mar-2017).



Special care has been taken to minimize thermal offsets and noise during use, and during the 7520 self-alignment/self-calibration. The voltage reference, resistive voltage divider networks, and optical null detector are all inside a thermally

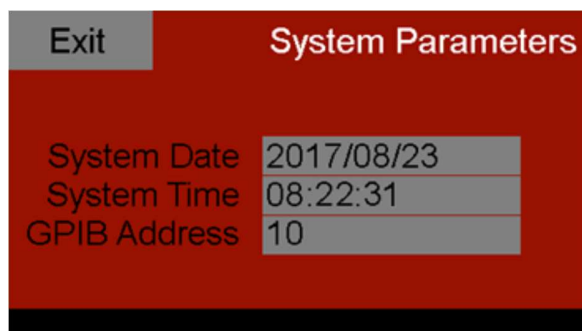
regulated and EMI shielded chamber. The ultra-low thermal switches used are high isolation relays. In addition, the use of a newly designed optical null detector guarantees high isolation and low noise during the self-alignment process.

Internal safety circuits are used to protect the devices connected to the 7520 Divider from being damaged by operator error or internal failure.



The resistance elements comprising the divider network are a special Guildline design. These elements are hand-selected and measured to ensure repeatability and stability. These resistive elements are then inserted into a temperature stabilized chamber. This temperature chamber maintains a very stable internal environment, meaning changes in the outside laboratory environment will have at most a few parts per billion (ppb) effect on the voltage divider network. The temperature chamber is isolated and EMI shielded, using engineering designs and manufacturing techniques proven to produce sub ppm measurements in many Guildline Standards.

To allow use in automated testing and calibration setups, the 7520 is controllable via the Ethernet/IEEE 488.2 bus interface, or via a USB interface. Additionally, full manual operation is achieved via an internal micro-processor and front panel, color, touch sensitive screen.



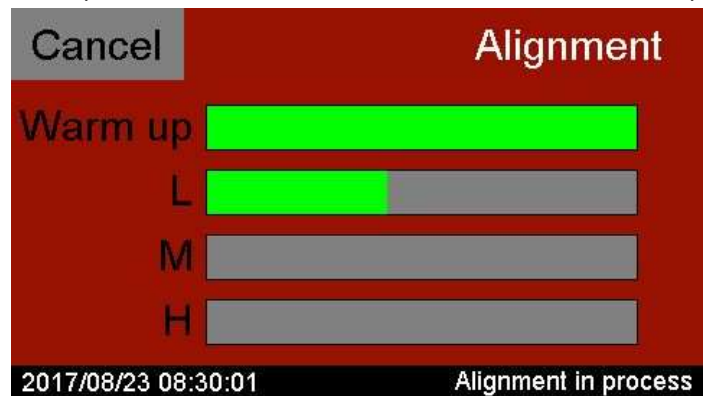
Model 7520 Precision Automated Voltage Divider

7520 Self-Verification

The self-verification process incorporated into the 7520 is a true self-calibration. Unlike the Fluke 752A or MI 8000B/8001B, NO additional external standards are needed. The Fluke 752A requires an external voltage reference standard and an external null detector for calibration. The MI divider unit requires external voltage references and an external long scale DMM for calibration. Both the Fluke 752A and MI 8000B/8001B require calibration-before-use in order to meet their published specifications. The Fluke 752A can take up to an hour to calibrate and this is a manual process requiring a skilled technician. If you include the calibration of the external standards required by the MI 8000B/8001B, and the calibration of the MI 8000B/8001B itself, this process can take up to 12 hours or more to complete. In comparison to the competition, the 7520 is a completely automated voltage divider with true self-calibration, and with better performance. The result is large cost savings in terms of procurement, operation and maintenance.

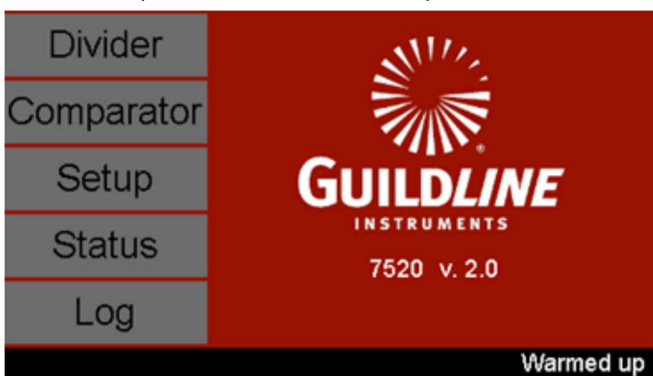
New Design for Self-Alignment with No Additional Standards or Operator Intervention Required!

The 7520 has a built-in voltage reference and a built-in internal optical null detector which are used to automatically perform the self-alignment of the voltage ratios. The built-in multiple Zener voltage reference is temperature stabilized guaranteeing the short-term stability necessary to calibrate a voltage divider network to sub ppm uncertainties. This automated 7520 process takes less than hour and once performed is good for at least 140 hours. Note that the 7520 self-alignment can be run anytime – such as when you leave the laboratory for lunch or at the beginning of the day.



All operations are performed via a front panel touch screen or can be automated via a computer connected by Ethernet/IEEE or USB. Manual configuration and control of the divider output is performed by simply pressing the appropriate screen entry. Both the touch screen and Ethernet/GPIB/USB interfaces are controlled by a microprocessor which is kept isolated from the temperature controlled analogue circuits that are part of the voltage divider network and

self-alignment circuitry. This high isolation ensures no offsets will be present in measurements due to leakage or noise from the rest of the circuitry inside the 7520. An easy to use Operating Menu is provided as per the screen image to the left. An operator has five selections from the Main Menu.



You can choose to use the 7520 as a "Divider" taking the voltage from an input reference and generating an output voltage based on 1:1, 1:10, 1:100 and 1:1000 ratios. This mode is typically used to calibrate a working voltage reference or the

voltage measurement capability of a voltage meter or digital multi-meter (DMM). Alternatively, you can choose to use the 7520 as a "Comparator" to compare two external voltages. This mode is typically used to calibrate a voltage source including the DC voltage generated by a calibrator. These two modes of operation are easily selected from the main menu. The Setup and Status selections, which are also available on the main menu, provide an operator with an easy to use method to operate the 7520 Voltage Divider and to check on the current status.

Model 7520 Precision Automated Voltage Divider

7520 Voltage Divider Mode of Operation

When the 7520 is used in the "Divider" mode of operation, a Voltage Reference, typically a 1 V or 10 V Zener reference, is connected to the Voltage Input Terminals and a voltage corresponding to the voltage reference and the divider ratio selected is provided at the 7520 Voltage Divider Output terminals. The purpose of this mode is to provide an accurate output voltage based on a reference voltage, with the Divider contributing only a very small uncertainty to the overall measurement.

This is diagrammed below. For example, if a 10 V Reference with a 1 ppm uncertainty was connected to the divider, the output at a 10:1 ratio would be 1 V; with the Divider only contributing 0.1 ppm to the overall uncertainty.

When used in the Divider mode, the operator selects one of the divider ratio ranges (1:1 to 1000:1) for the output desired. This can be done manually or can be completely automated.

Divider	Connect VOLTAGE INPUT & VOLTAGE OUTPUT	Open
Comparator		1000:1
Setup		100:1
Status		10:1
Log		1:1

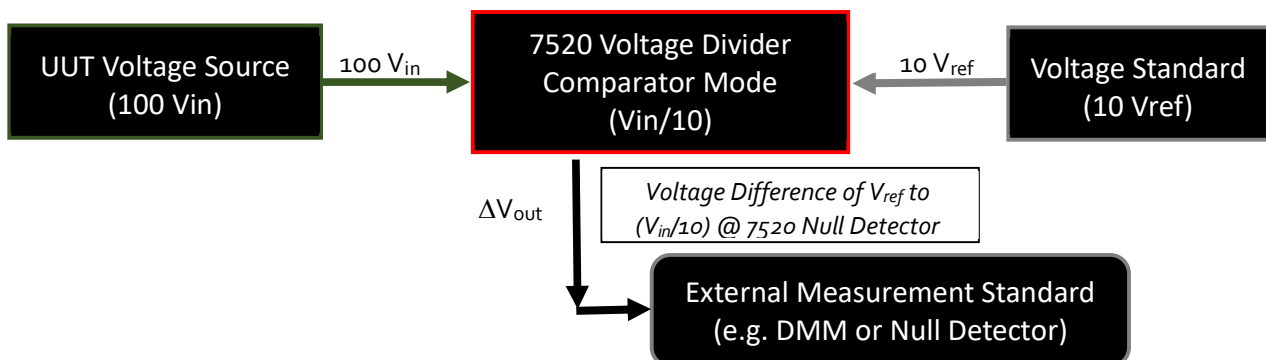


7520 Comparator Mode of Operation

When used in the "Comparator" mode of operation, an external Voltage Input (V_{in}) is fed into the Voltage Input Terminals on the 7520. A second Voltage Standard (V_{ref}) is connected to the Standard Terminals. If the V_{in} does not equal the nominal V_{ref} value, the V_{in} is divided internally by the 7520 to the value of V_{ref} . The voltage difference between the V_{in} (Divided) and V_{ref} is then available as V_{out} on the 7520 Null Detector Terminals.

This voltage difference can be measured with an external null detector or external long scale DMM. An example of how the Divider is used in the "Comparator" mode is shown below. A Calibrator Output of 100 V is connected to the Voltage Input of the 7520 Divider. A 10 Volt Reference Standard is placed on the 7520 Reference Standard Terminals. Note that the maximum voltage that can be used as V_{ref} is 12.5V. The 100 V input is then divided down to equal the voltage reference of 10 V, allowing for a direction comparison of 10 V_{in} to 10 V_{ref} . The voltage difference of V_{in} and V_{ref} will be available at the 7520 Null Detector Terminals. Again, the divider contributes very little uncertainty to the overall measurement process.

Divider	Connect VOLTAGE INPUT, REFERENCE & NULL DETECTOR	Open
Comparator		10mV +REF
Setup		100mV
Status		1V
Log		10V
		100V
		1000V



Model 7520 Precision Automated Voltage Divider

In addition, when operated in the Comparator mode of operation, the polarity of the Voltage Reference can be switched inside the 7520 manually or automatically. This enables fully automated polarity switching, and thus a fully automated calibration because the wires connecting the Voltage reference do NOT have to be manually switched to change the polarity. This also speeds up the calibration process because there is no wait time required due to switching the Voltage reference leads.

How does the competition stack up? The Fluke 752 requires calibration before use which is valid for only 8 hours, can only be operated manually, has no 1:1000 ratio and no 1:1 ratio, and has higher uncertainties. The Measurements International (MI) 8000B/8001B requires a complicated calibration process before use which is very time consuming (i.e. up to 12 hours), after which is typically only valid for 8 hours at the stated ratio uncertainties. For calibration to the stated uncertainties, the MI 8000B/8001B requires a number of high end external standards including a very accurate and stable voltage source such as a Josephson Junction, and 8.5-digit DMM. Even after calibration with these external standards the MI uncertainties are higher than the Guildline 7520. Also, the MI 8000B/8001B cannot be used in Comparator mode and is much more expensive than Guildline's 7520 Voltage Divider. Note that even though MI states that the 8000B/8001B is a "True Self-Calibration" divider, external standards and software are required. In comparison the new Guildline 7520 does NOT require any external standards for a self-alignment / self-calibration.

Circuit Protection

The 7520 has internal protection features to help ensure the equipment used with the 7520 Voltage Divider, as well as the 7520 itself, will be safe from damage. This includes the external voltage reference and external device being calibrated. Critical voltages are monitored through the internal 7520 micro-processor which will disconnect inputs and outputs when over voltages are sensed.

The divider networks are protected from over voltages as there is only one high impedance input that is used for all divider ratio configurations. Voltages within the divider networks are monitored to ensure that improper divider output configurations are detected.

Internal Voltage Source and Internal Null Detector

Both the internal voltage source and internal null detector are optimized for the self-alignment of the 7520 Voltage Divider. They cannot be used as an independent voltage source or independent null detector.

And the 7520 Provides Even More Advantages

There is even more functionality included with the 7520 Voltage Divider to improve the user interface and operation. These include:

- *Polarity reversal inside the 7520 for the Reference Voltage input. This will allow an operator to manually or automatically reverse the polarity of the Reference Voltage without making any lead changes which speeds up measurements and enables true automation.*
- *Real-time checking of the stability of the temperature chamber when the 7520 is turned on, during the Ratio Alignment Verification process, and during operation. If the temperature does not stabilize on start-up a warning will be provided. Similarly, if the temperature is not stable during the Ratio Alignment Verification process, or during the measurement process, operation will be halted and a failure message will be displayed.*
- *Real-time display of the progress of the temperature chamber warm-up upon start up; and real-time display of the progress of the Ratio Alignment Verification process for each ratio.*
- *The ability to have the temperature displayed in 'F' or in 'C'.*
- *Built-in Log that records self-calibration/self-alignment operations and pass/fail status.*

Model 7520 Precision Automated Voltage Divider

Unparalleled Support

Guidline Instruments provides an **industry leading two year warranty** on every 7520 Automated Voltage Divider and all associated standards. We know that the **7520 will work for you** out of the box and in the future... and we back it up.

7520 SPECIFICATIONS			
Voltage Divider Ratio	Voltage Divider Ratios Output Uncertainty ^{1,2}		
1:1	0.05		
10:1	0.1		
100:1	0.2		
1000:1	0.5		
Maximum Voltages	Voltage Input Terminals		1100 V _{dc}
	Reference Standard Terminals		12.5 V _{dc}
Resistance	Ratios	Input ³	Output
	1:1 ratio	direct connection to output	
	10:1 ratio	2.303 MΩ	270 kΩ
	100:1 ratio	2.303 MΩ	43.2 kΩ
	1000:1 ratio	2.303 MΩ	5.8 kΩ
Communication	USB, IEEE 488.2, SCPI Based Language Instructions		
Environmental	Operating	Storage	
Temperature	+21 °C to +25 °C (69.8 °F to 77 °F)	-20 °C to +60 °C (-4 °F to 140 °F)	
Humidity	20 % to 50 % RH	15 % to 80 % RH (Non-Condensing)	
Power Requirements	VAC: 100 V to 240 V ± 10 % / 50 or 60 Hz ± 5 %, 60 VA		
Dimensions (Length x Width x Height)			Weight
503 mm x 455 mm x 133 mm	19.8" x 17.7" x 5.2"		11 kg / 24 lbs

1 – Relative to Voltage Reference Standard using either a 10 Vdc or 1 Vdc reference. Maximum input to the 7520 Voltage Reference terminals is 12.5 Volts.

2 – After Self-Alignment or within 140 hours from last Self-Alignment.

3 – Applies to Both the Divider Chain and Driven Guard.

GUILDLINE IS DISTRIBUTED BY:



www.EvoMisure.it

ORDERING INFORMATION	
7520	Precision Voltage Divider
/RC	Report of Calibration Available at Additional Charge
/TM7520	Technical Manual included